

Advantages of Using ProQuest






- Includes a business index (ABI/INFORM), a health care index (ProQuest Nursing Journals), a full-text index of over 500 newspapers, and a research index that covers a wide range of subject areas including education, literature, political science, psychology, and popular interest topics.
- Includes full-text indexes of five **historical** newspapers (*New York Times*, *Washington Post*, *Los Angeles Times*, *Wall Street Journal* and *Christian Science Monitor*) **back to the first issue of each**.
- Includes over 6000 searchable magazines and journals; the **full text** of most articles is included.
- Automatically suggests additional topics to help guide searching

Accessing and Using ProQuest

1. From the library's home page (lib.umflint.edu), click the link *Periodicals: Indexes & Full Text*.
2. On the left side of the page, click on the link *ProQuest*.
3. Enter one term per blank (e.g., *closed head injury* is one term even though it is three words).
4. Use Boolean operators (AND, OR) in the pop-up menus on the left to combine terms.

Note:

- ProQuest will automatically search for your terms in the **citation** and the **abstract** of the articles in the database; to change this (e.g. to search for an author) click the drop down menu arrow next to "Citation and Abstract" and select alternate fields to search.
 - **Database:** ALL databases (except CINAHL and historical newspapers) will be searched simultaneously unless specific databases are selected.
 - **Date range:** ALL dates will be searched unless a date range is specified.
 - **Limit results:** Articles retrieved can be limited to those for which the full text is available, or to those that are scholarly or peer-reviewed.
5. Click *Search*; results will display in reverse chronological order; the icons for available formats will display below the record entry. Available formats are as follows:

 [Abstract](#)  [Full text](#)  [Text+Graphics](#)  [Page Image - PDF](#)  [Check for availability](#)

Click on the icon for the format you wish to view. "Page image" uses Adobe Acrobat Reader. All available formats may be saved, emailed, or printed.

6. If the full text of the article is not available within ProQuest, click the title of the article to display the full record, then click "Find full text" to find out if Thompson Library has the article in another online database or in print on the library shelves.

Tips

- Look at "Suggested Topics" (displayed at the top of your results list) for optional terms to use for your topic
- Click "More Search Options" tab at the bottom of the display to browse and search for specific details like a person's name, a location, a company name, or the title of a publication, or to sort results according to relevance.