

UNIVERSITY OF MICHIGAN - FLINT

CLASS OF 2019

First Destination Survey Results

📞 810.424.5450

🌐 umflint.edu/careers

✉️ flint.careers@umich.edu

📘 UM-Flint Career Center

DEFINITIONS & CATEGORIES

Report Categories

- **Continuing Education:** Graduate who has been accepted to or plans to matriculate into a program of further study.
- **Employed Full-Time:** Generally defined as a position in which the graduate works for 30 hours or more per week.
- **Employed Part-Time:** Generally defined as a position in which the graduate works less than 30 hours per week.
- **Military Service:** Graduate serving in the U.S. Armed Forces.
- **Volunteer Service:** Graduate participating in a volunteer or service program (Peace Corps, mission work).
- **Seeking Continuing Education:** Graduate who has indicated they are seeking to continue education and have not yet enrolled in a program of study.
- **Seeking Employment:** Graduate who has indicated they are seeking employment or engaged in the job-search process.
- **Not Seeking:** Graduate who has indicated they choose not to pursue either employment or continuing education at this time.

Terms & Definitions

- **Career Outcomes Rate:** Sum of graduates reported as employed full-time, employed part-time, volunteer service, military service, or continuing education divided by total known reporting categories. Expressed as a percentage.
- **Percentage of Graduates Employed:** Graduates employed full-time or employed part-time divided by total known reporting categories.
- **Percentage Continuing Education:** Graduates classified as continuing education divided by total known reporting categories.
- **Knowledge Rate:** Percentage of total graduates for which the institution has reasonable and verifiable information concerning graduates' post-graduation career activities. (Information may be collected either directly from graduates or other reliable sources. Reliable sources may include employers, faculty members, LinkedIn profiles, or company directories.)

METHODOLOGY

The 2019 First-Destination Survey was distributed to 1,519 graduates using a web-based tool. Overall, post-graduation plan data was collected for 72.9% of graduates (n=1,107/1,519).

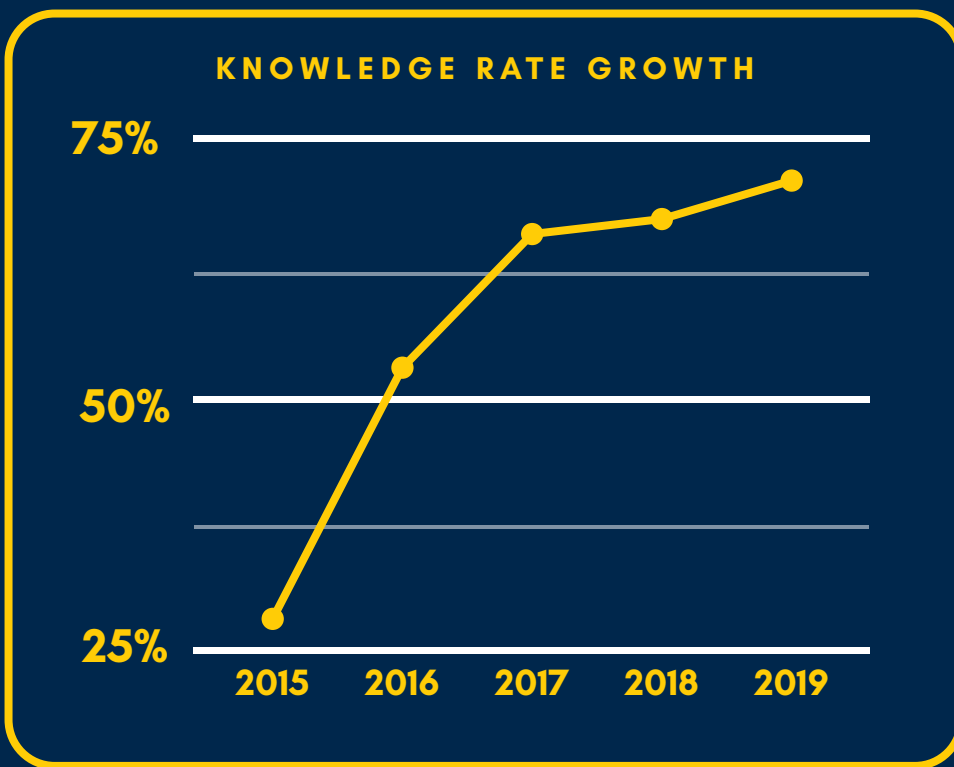
Distribution of the 2018-19 First-Destination Survey coincided with graduation: August 2018, December 2018, and April 2019. All graduates received an email with a link to the survey (<https://flint-umich-csm.symplicity.com/surveys/fds>).

Follow up with non-respondents took place at various intervals, and consisted of a monthly email reminder, phone calls, and an in-person interaction encouraging completion of the survey.

The Career Center staff found that some of the most successful follow up methods utilized alternate resources to collect information on non-respondents, these included: scanning social media sites (such as LinkedIn); consulting faculty/staff in various programs; and calling students directly.

STATISTICS

Improving First-Destination Survey outcomes data has been a high priority for the past four (4) years. The Class of 2016 (defined as those receiving degrees between July 1, 2015 and June 30, 2016¹) included 1,863 graduates and a knowledge rate of 52.4%. The Class of 2017 totaled 1,792 graduates with a 65.8% knowledge rate. This trend continued for the Class of 2018 with 1,653 graduates and a knowledge rate of 67.4%. Finally, the Class of 2019 included 1,519 graduates and a knowledge rate of 72.9%.



¹This definition is consistent with that used by the U.S. Department of Education in gathering education statistics for its IPEDS database.



OUTCOME RESULTS

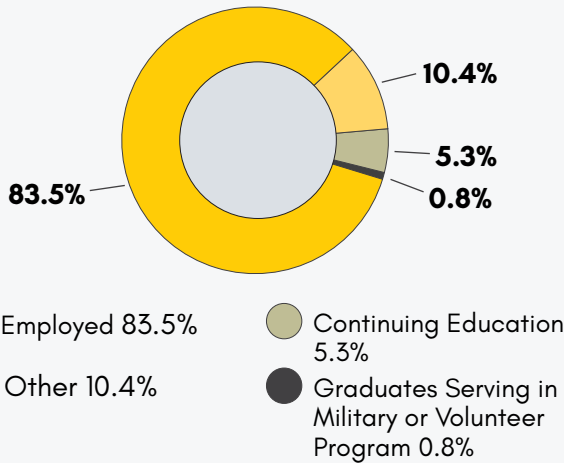
This report includes career outcome data for the Class of 2019; defined as students receiving degrees between July 1, 2018 and June 30, 2019.

ALL GRADUATES

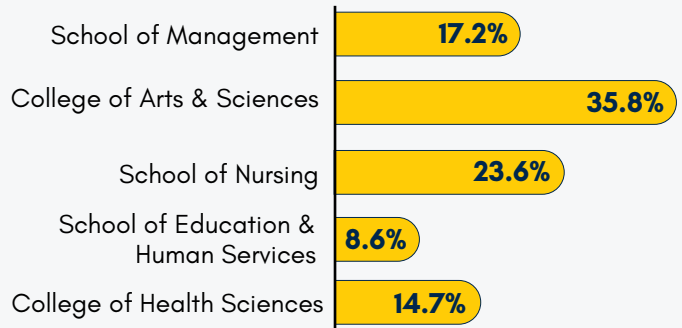
Knowledge Rate 72.9%

(1,107/1,519)

Career Outcomes Rate - 89.6%



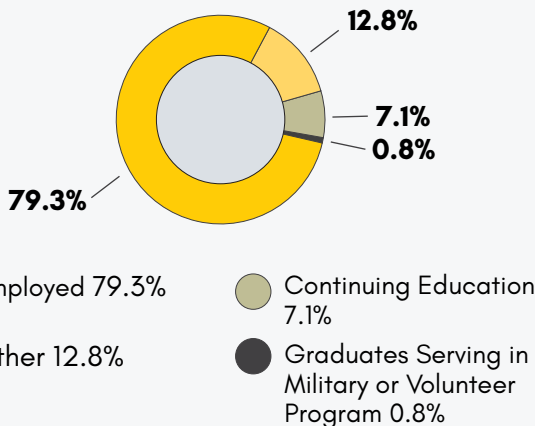
Percentage of Graduates by School/College



UNDERGRADUATE

Knowledge Rate 70.0%

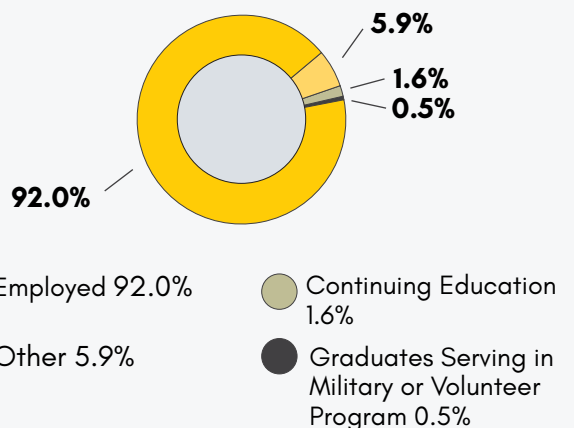
Career Outcomes Rate - 87.2%



GRADUATE

Knowledge Rate 80.0%

Career Outcomes Rate - 94.1%



Career Outcomes Rate: Sum of graduates reported as employed full-time, employed part-time, volunteer service, military service, or continuing education divided by total known reporting categories. Expressed as a percentage.

Knowledge Rate: Percentage of total graduates for which the institution has information concerning post-graduation career activities.

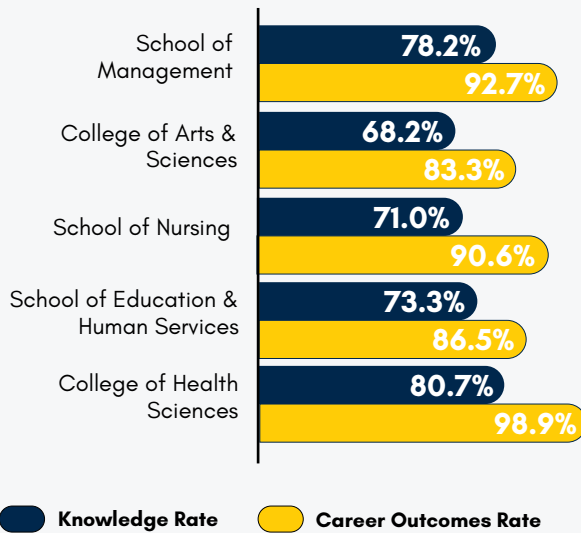
Other: Sum of graduates who are seeking employment, seeking continuing education or not seeking divided by total known reporting categories.



OUTCOME RESULTS

This report includes career outcome data for the Class of 2019; defined as students receiving degrees between July 1, 2018 and June 30, 2019.

Rates by School



Median Salaries



Top Industries Where Graduates are Working

- Information Technology**
- Nonprofit/Government**
- Manufacturing**
- Healthcare**
- Finance**

Sample of Employers Who Hire UM-Flint Graduates

- McLaren Healthcare
- Continental
- Davison Schools
- Amazon
- Fiat Chrysler Automotive
- General Motors Company
- Hurley Medical Center
- Mayo Clinic
- Merrill Lynch
- Plante Moran
- United Shore

CAREER CENTER TEAM

432 N. Saginaw St. | Northbank Center, Suite 1001
Flint, MI 48502 | 810.424.5450
flint.careers@umich.edu



Mary Jo Sekelsky
Executive Director



Sara Barton
Assistant Director



Monica Panik
Administrative
Assistant Senior



Angelina Wittenkeller
Employer Recruiting
Coordinator



Myesha Cannon
Career Advisor



Madeline Kells
Career Center Intern



Cole Pachucki
Career Center Intern

“Moving students through a self- and career-discovery process designed to equip them for the 21st century workplace.”